

Monier™

ROOFING

PRODUCT TECHNICAL STATEMENT

CONCRETE - RESTORATION RANGE

CENTURION

01. INTRODUCTION

As the name suggests, a slim, continuing Roman-style roll gives Centurion its attractive, classical profile, a look suited to all forms of roof design. The Centurion is part of Monier's restoration range.

Further technical resources are provided at monier.co.nz/technical-resources/professionals

02. BUILDING CODE COMPLIANCE

Monier Centurion Concrete Roof Tiles conform to the NZBC (New Zealand Building Code) requirements and when installed according to Monier's instructions and NZBC, meet the following provisions:

- NZBC Clause B2 Durability
- NZBC Clause E2 External Moisture

03. SCOPE OF USE AND LIMITATIONS

Specific design requirements for Centurion concrete tiles:

- Minimum roof pitch 25°
- Roof underlay is required in all installations
- Maximum rafter length varies with roof pitch as follows:

Roof Pitch	Max. Rafter Length (m)	Roof Pitch	Max. Rafter Length (m)	Roof Pitch	Max. Rafter Length (m)
25°	4.5	31°	7.5	37°	10.5
26°	5.0	32°	8.0	38°	11.0
27°	5.5	33°	8.5	39°	11.5
28°	6.0	34°	9.0	40°	12.0
29°	6.5	35°	9.5		
30°	7.0	36°	10.0		

Please refer to the Design Guide available at monier.co.nz/technical-resources/professionals for further information regarding:

- Wind and Terrain Categories
- Rafter and truss spacings and batten requirements
- Batten installing requirements



04. CONSENTING INSTRUCTIONS

When consenting, it should be verified that the designer has assessed:

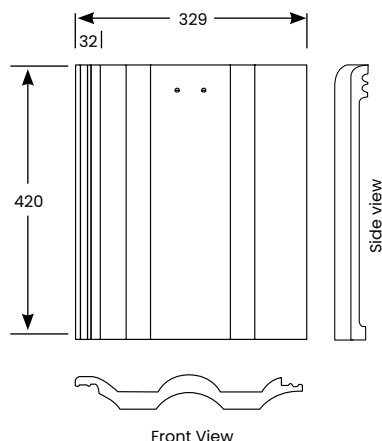
- Fixing and underlay requirements with regard to Wind and Terrain categories
- Batten sizes relative to rafter spacings
- Maximum rafter length for the roof pitch

Detailed guidance is provided in the Design Guide available at monier.co.nz/technical-resources/professionals

05. STANDARDS

Tiles are manufactured to AS 2049 / NZS 2406.

06. PRODUCT DETAILS



Tile coverage (+/- 2%)	Approx. 11 tiles/sqm
Dimensions (+/- 2%)	Length: 420mm Width: 329mm
Weight (+/- 2%)	Per tile: 4.5kg Per sqm: 49.5kg
Head lap adjustment (mm)	80-100
Recommended bonding	Straight bond
Roof pitch	Minimum with underlay 25° Centurion concrete tiles must use underlay <small>Please refer to the Monier Construction Requirements at monier.co.nz for installation requirements applicable to your project</small>

Find out more on monier.co.nz
or call us on 0800 666 437

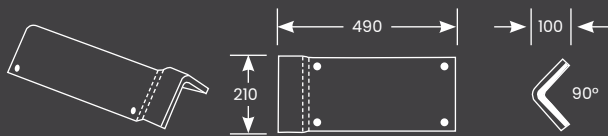
CSR

Monier™ ROOFING

PRODUCT TECHNICAL STATEMENT

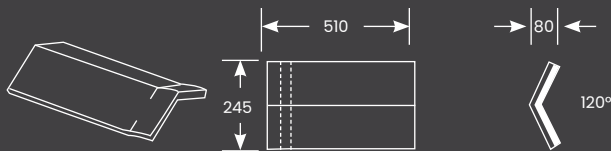
CONCRETE ACCESSORIES

BARGE



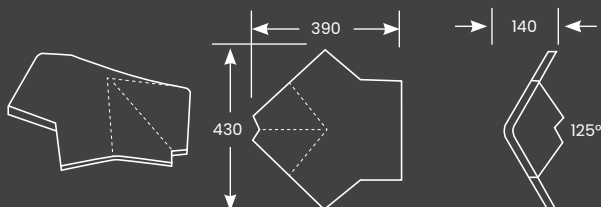
Length (mm)	Width (mm)	Height (mm)	Angle (Degree)	Weight (kg)
490	210	100	90	4.6

RIDGE



Length (mm)	Width (mm)	Height (mm)	Angle (Degree)	Weight (kg)
510	245	80	120	4.6

3-WAY APEX (STANDARD RIDGE)



Length (mm)	Width (mm)	Height (mm)	Angle (Degree)	Weight (kg)
390	430	140	125	4.8



Concrete Centurion
In Chocolate

07. INSTALLATION

Refer to Monier's website, "Find a Supplier" list of experienced and qualified Roofing Specialists to ensure your tiles are installed professionally and to the appropriate standard.

Further information is provided in the Installation Guide available at monier.co.nz/technical-resources/professionals.

08. WARRANTY

Monier Centurion Concrete Roof Tiles are structurally guaranteed to perform their function for 50 years and are a low maintenance roof cladding option.



09. MAINTENANCE

Caution should be exercised by any persons needing to access the roof once it is installed.

Details regarding access and recommended maintenance are provided at monier.co.nz/why-tiles/protecting-and-maintaining-your-roof.

10. CENTURION COLOUR RANGE



Barramundi



C-LOC™ TECHNOLOGY

A premium, longer lasting look for your home

Tile colour may vary from printed brochure.

Find out more on monier.co.nz
or call us on 0800 666 437

CSR